

# HARMONIC CONTROL UNVEILED: A COMPREHENSIVE EXPLORATION OF THD AND MODULATION INDEX IN SINUSOIDAL PWM, MULTIPLE PWM, AND SINGLE PWM ACROSS VARIED INPUT FREQUENCIES IN POWER ELECTRONICS

Sardar Muhammad Ali

Department of Electrical Engineering, (DEE), Pakistan Institute of Engineering and Applied Sciences, Islamabad, Pakistan

[alisardar0211@gmail.com](mailto:alisardar0211@gmail.com) / [bsee2052@pieas.edu.pk](mailto:bsee2052@pieas.edu.pk)

ORCID iD: <https://orcid.org/0009-0009-8585-4868>

Received: 03 November, 2023 Revised: 29 November, 2023 Accepted: 05 December, 2023 Published: 18 December, 2023

## Abstract

In the realm of variable input frequencies and modulation, this literature investigates three distinct Pulse Width Modulation (PWM) techniques: Sinusoidal PWM, Multiple PWM (or Selective Harmonic Elimination PWM - SHE-PWM), and Single PWM (or Carrier-Based PWM). Focusing on essential performance metrics like Total Harmonic Distortion (THD) and Modulation Index, the study delves into the unique characteristics of each approach. Sinusoidal PWM generates a uniform output resembling a sinusoid by comparing a reference sinusoidal waveform with a carrier waveform. Multiple PWM selectively alters power components to eliminate specific harmonics. Single PWM, meanwhile, constructs a PWM signal by comparing a reference signal with a carrier waveform. Employing hardware or virtual platforms for experimentation, the study explores these PWM methods under various input frequencies, measuring and analyzing resulting THD and Modulation Index values. The outcomes elucidate the strengths and weaknesses of each approach, aiding in the selection of the most suitable PWM technique based on harmonic performance and modulation requirements across diverse input frequencies. This research contributes valuable insights for power electronics practitioners and academicians, facilitating informed choices for applications necessitating precise harmonic control and modulation performance over a wide frequency range.

**Keywords:** Harmonic Control, THD, Modulation Index, Sinusoidal P, Multiple PWM, Single PWM Across, Power Electronic

## 2 Introduction

In the realm of power electronics, the modulation of output voltage or current in power converters relies significantly on Pulse Width Modulation (PWM) technology. PWM, instrumental in effective and precise power conversion, involves the deliberate adjustment of both signal amplitude and pulse breadth to achieve the desired modulation effect. This study embarks on an exploration of various PWM approaches, scrutinizing their performance across diverse input frequencies, with a specific focus on the primary performance metrics of Total Harmonic Distortion (THD) and modulation index.

Among the PWM methodologies subject to investigation, Sinusoidal PWM (SPWM) employs a sinusoidal reference waveform to generate the control signal, producing an output waveform nearly sinusoidal

through pulse width variation based on a carrier signal. Multiple PWM (MPWM) introduces a unique approach, utilizing multiple carrier signals at different frequencies to disperse the modulating signal's energy over a broader frequency spectrum. This method aims to mitigate high-frequency harmonics and enhance spectral performance. Single PWM, synonymous with conventional PWM or carrier-based PWM, generates pulses of varying widths utilizing a fixed carrier signal, offering a ubiquitous and straightforward implementation suitable for diverse applications.

This research endeavors to evaluate the performance characteristics of these PWM approaches by comparing their THD levels and modulation indices under varying input frequencies. The study aims to unravel the intricacies and limitations associated with each approach, providing insightful perspectives for selecting the most suitable PWM technique tailored to the harmonic control & modulation requirements of

specific applications. The overarching objective is to deepen our understanding of PWM behaviors amidst varying input frequencies, offering valuable guidance for optimal utilization across diverse power electronics applications.

### 3 Embarking on a Pioneering Exploration: A Comprehensive Study of Harmonic Control in Power Electronics

#### 1. Defining Parameters for In-Depth Exploration:

- Establishing Key Characteristics for Comparative Insight into THD and Modulation Index in Sinusoidal PWM (SPWM), Multiple PWM (MPWM), and Single PWM.

#### 2. Crafting Dynamic Input Signatures for Rigorous Analysis:

- Producing Varied Input Signals Tailored for In-Depth Harmonic Control Exploration across Sinusoidal PWM, Multiple PWM, and Single PWM.

#### 3. Delving into Sinusoidal PWM (SPWM):

- i. Precision Crafting of Sinusoidal Reference Waveform using SIMULINK MATLAB.
- ii. Optimal Carrier Signal Selection for Unparalleled Harmonic Control.
- iii. Construction of PWM Output Signal for Rigorous THD and Modulation Index Analysis.

#### 4. Navigating the Terrain of Multiple PWM (MPWM):

- i. Strategic Generation of Multiple Carriers Spanning Varied Frequency Ranges.
- ii. Application of Advanced Modulation Algorithms for Nuanced Modulation Effects.
- iii. Utilization of MATLAB Techniques for THD and Modulation Index Analysis, anchored in a comparative framework.

#### 5. Implementing Single PWM in a Real-World Context:

- i. Selection of a Fixed Carrier Signal for Robust Frequency Handling.
- ii. Adaptive Pulse Width Modification for

Precision in Harmonic Distortion Analysis.

- iii. Leveraging MATLAB Tools for a Comparative Examination of THD and Modulation Index in Real-world Scenarios.

#### 6. Comparative Analysis Unveiled:

- A Rigorous Comparative Analysis Unfolding THD and Modulation Index Values across varied input frequencies in Sinusoidal PWM, Multiple PWM, and Single PWM.
- Visualization of Research Findings Using MATLAB's Graphing Capabilities for Enhanced Precision and Interpretation.

The experimental procedure aims to systematically evaluate and compare Sinusoidal PWM, Multiple PWM, and Single PWM methodologies, shedding light on their performance characteristics under diverse input frequencies. The utilization of MATLAB ensures precision in data analysis and visualization, providing valuable insights for the research paper's deductions.

### 4 SPWM & MPWM Analysis

#### 1. Simulink Schematic of SPWM: (Visualizing Precision Control)

The following graphic vividly depicts the Simulink Schematic of SPWM, offering a visual insight into the intricacies of the control mechanism behind SPWM's precision in harmonic control.

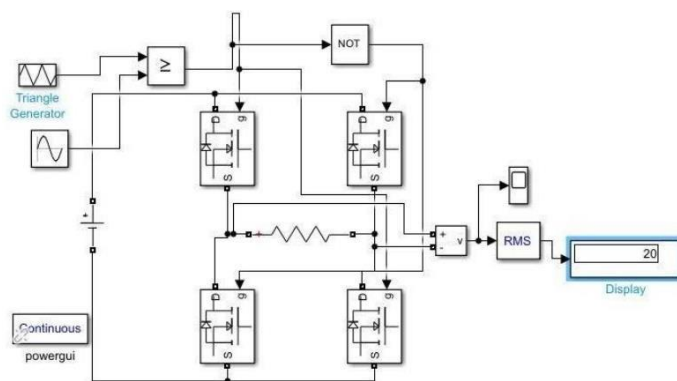


Figure 1: Simulink Schematic of SPWM

#### 2. Sinusoidal PWM (SPWM) Analysis: (Revealing Precision Harmonic Control across Varied Frequencies)

The investigation into Sinusoidal Pulse Width

Modulation (SPWM) unfolds a detailed exploration at diverse frequencies, shedding light on its precision in harmonic control. At 5kHz, SPWM exhibits a Total Harmonic Distortion (THD) of 99.840%, accompanied by a fundamental frequency of 20.15Hz, illustrating the intricate harmonic landscape at this specific frequency. Moving to 5kHz with a modulation index (n=50), the analysis reveals a THD of 8.18%, maintaining a consistent fundamental frequency of 20.15Hz.

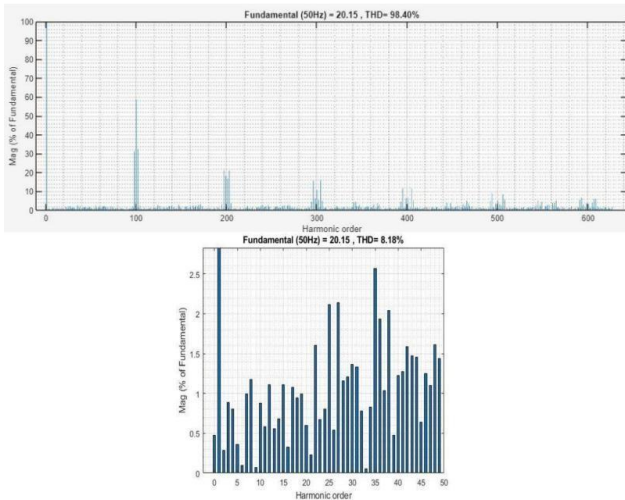


Figure 2: Harmonic Performance of Sinusoidal PWM (SPWM) at 5kHz

Transitioning to 10kHz, SPWM showcases a THD of 5.02%, offering insights into how the modulation index influences harmonic distortion, with the fundamental frequency at 19.98Hz. Exploring SPWM at 10kHz with an infinite modulation index (n=infinite) unravels a THD of 100.14%, impacting harmonic content while maintaining the fundamental frequency at 19.98Hz.

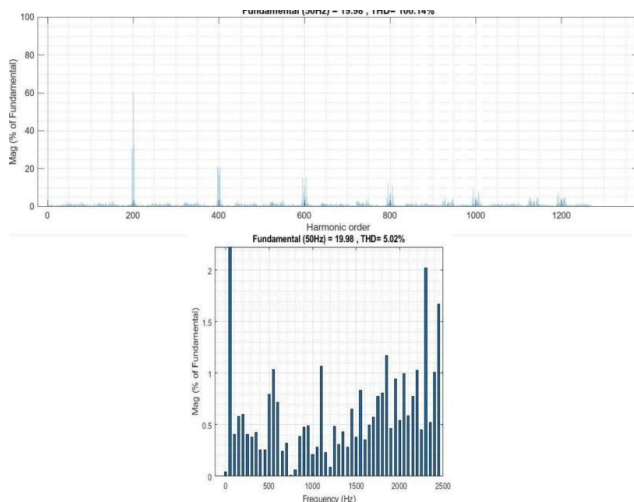


Figure 3: Harmonic Performance of Sinusoidal

PWM (SPWM) at 10kHz

Venturing into the realm of 25kHz, a modulation index of 50 yields a remarkably low THD of 2.27%, shaping the harmonic landscape with a fundamental frequency of 20.04Hz. At 25kHz with an infinite modulation index (n=infinite), SPWM demonstrates a THD of 99.58%, providing insights into harmonic intricacies and their interplay with the fundamental frequency at 20.04Hz.

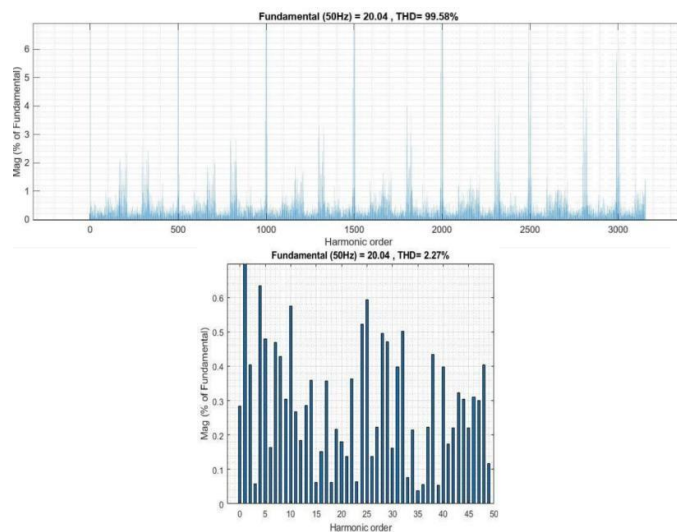


Figure 4: Harmonic Performance of Sinusoidal PWM (SPWM) at 25kHz

### 3. Simulink Schematic of MPWM:

The graphic representation of MPWM's intricate modulation scheme is elucidated in the accompanying Simulink schematic, offering a visual insight into the modulating signals and carrier frequencies that contribute to its harmonic control and spectral performance.

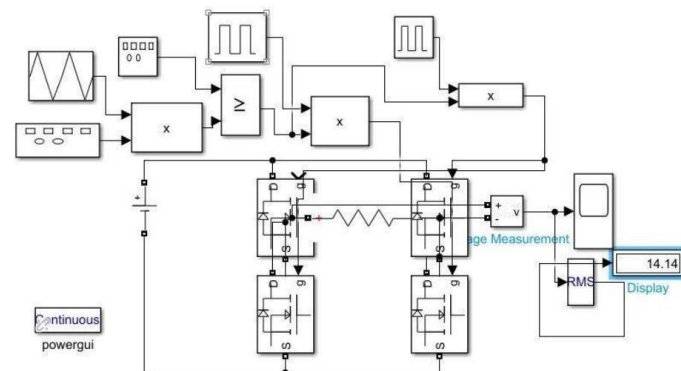


Figure 5: Simulink Schematic of MPWM

### 4. Multiple PWM (MPWM) Analysis: (Harmonizing Frequencies for Optimal Performance)



Within the realm of Multiple Pulse Width Modulation (MPWM), a meticulous analysis unveils its dynamic performance across diverse frequency scenarios. The investigation focuses on three key frequency points, each offering unique insights into MPWM's capabilities. At 5kHz, MPWM demonstrates precision in harmonic control, revealing a Total Harmonic Distortion (THD) of 49.81% while maintaining a fundamental frequency of 12.87Hz. Transitioning to the 10kHz domain, MPWM showcases its ability to optimize modulation with a THD of 48.13%, balancing harmonic distortion intricacies while holding a fundamental frequency of 12.74Hz. As the frequency escalates to 25kHz, MPWM navigates with precision, exhibiting a THD of 47.91% and maintaining a fundamental frequency of 12.7Hz. This comprehensive exploration provides a nuanced understanding of MPWM's performance spectrum, emphasizing its adaptability and effectiveness across a range of frequency scenarios.

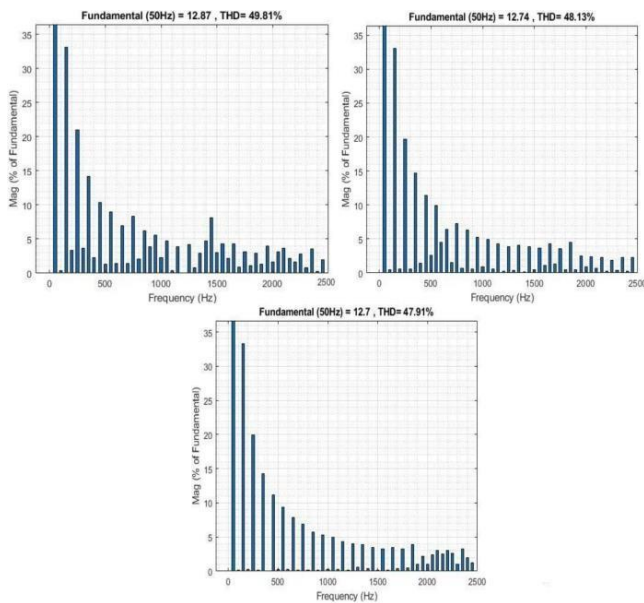


Figure 6: THD Performance of MPWM across Varied Frequencies

## 5 THD vs Modulation Index & Single PWM Analysis

### 1. THD vs Modulation Index: (Navigating the Interplay of Precision Parameters)

This segment delves into the intricate dynamics governing the relationship between Total Harmonic Distortion (THD) and Modulation Index, specifically within the frameworks of Sinusoidal Pulse Width Modulation (SPWM) and Multiple Pulse Width Modulation (MPWM). The research meticulously dissects the interwoven precision parameters, elucidating the nuanced behaviors observed in the modulation techniques. The accompanying graphic serves as a visual representation, offering empirical insights into how THD values evolve at different Modulation Index levels. This scholarly exploration enhances our understanding of the precise interactions shaping harmonic distortion in SPWM and MPWM.

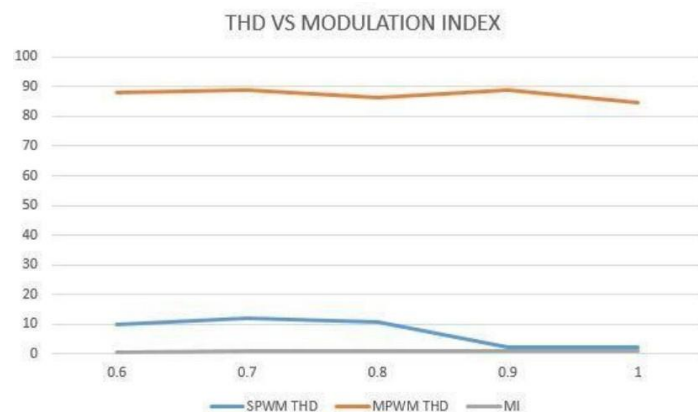


Figure 7: THD Trends at Varied Modulation Index for SPWM and MPWM

### 2. Single PWM: (Simplicity in Complexity: Precision in Pulse Width Modulation)

In the realm of power electronics, this section meticulously dissects Single Pulse Width Modulation (PWM), a widely embraced technique celebrated for its simplicity in implementation and adaptability across a spectrum of applications. The exploration homes in on the intricate precision governing harmonic distortion and modulation efficiency within the framework of varying pulse widths. Single PWM, known for its versatility, is scrutinized for its ability to navigate the complexities of harmonic control. The exposition is accompanied by a meticulously crafted Simulink Schematic of Single PWM, juxtaposed with the MATLAB-derived Total Harmonic Distortion (THD) Result at 25kHz. This visual representation authentically portrays the achieved precision—Single PWM attains a THD of 41.25%, with a fundamental frequency of 19.31Hz at elevated frequencies, thereby contributing nuanced insights into its harmonic control dynamics within a

research context.

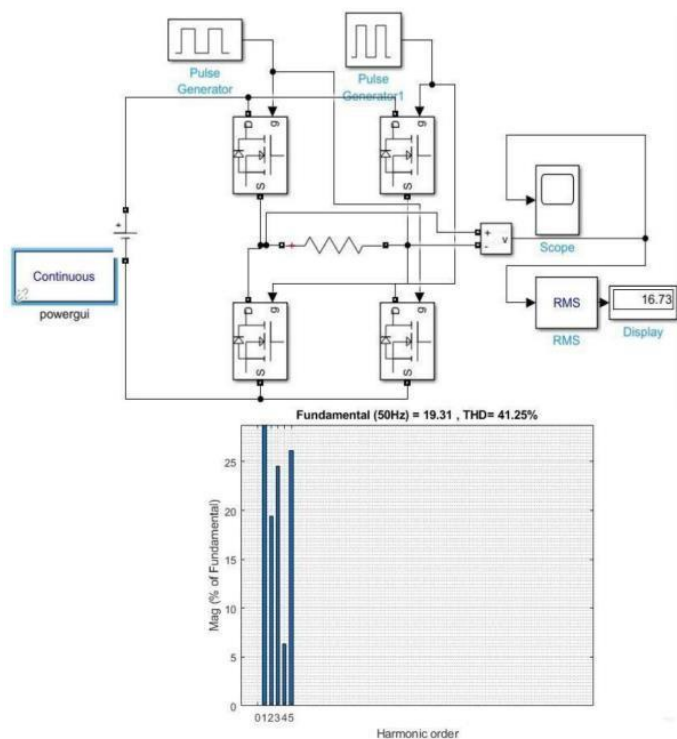


Figure 8: Single PWM - Simulink Schematic and THD Result at 25kHz

## 6 Discussion: Unveiling Performance Dynamics

### 1. Optimal Modulation Index for Multiple PWM:

In scrutinizing Multiple Pulse Width Modulation (MPWM), the investigation brings forth a crucial aspect—the influence of the modulation index on Total Harmonic Distortion (THD) performance. The study identifies an optimal modulation index of 0.577 as the pivotal point, aligning with triangle wave and square wave amplitudes of 1. At this juncture, MPWM achieves its peak THD performance at 47%. However, as the modulation index deviates, a transformative shift in THD behavior occurs. A higher modulation index surpassing 0.577 leads to a deterioration in THD performance. This nuanced exploration underscores the paramount importance of selecting an appropriate modulation index to mitigate THD in power electronic systems.

### 2. Impact of Switching Frequency on THD in PWM Schemes:

Within the realm of PWM systems, the discussion delves into the influence of switching frequency on THD efficiency. Elevated switching frequencies consistently enhance THD efficacy, a trend observed across various PWM methodologies. However, Sinusoidal Pulse Width Modulation (SPWM) emerges as the standout method for achieving reduced THD. Despite an initial display of high THD values when considering an infinite number of harmonics, SPWM effectively manages harmonic content. Notably, adhering to IEEE standards, which prioritize the first 50 harmonics, SPWM maintains outstanding THD performance with values below 5%, highlighting its efficacy in harmonic control.

### 3. Analysis of Single PWM Technique:

The simplicity of the Single Pulse Width Modulation (PWM) technique unfolds through a straightforward procedure involving two pulse modules with a 180-degree phase shift. Incorporating a necessary inactive period by setting PWM between 30 and 40% allows for efficient control and switching of power electronic components. This meticulous approach results in precise waveform creation and reduced distortion, showcasing the effectiveness of the Single PWM technique.

### 4. Sinusoidal PWM and Waveform Comparison:

The exploration of Sinusoidal Pulse Width Modulation (SPWM) unveils its prowess in harmonic performance and THD reduction. The comparison of triangular and sinusoidal waveforms underscores SPWM's ability to precisely control output voltage. The configuration involving logical operations and pulse generation facilitates the creation of sinusoidal pulse width modulation, providing insights into SPWM's potential for enhancing harmonic performance and lowering THD.

## 7 Conclusion: Navigating Application Priorities

In the conclusive segment of this research endeavor, the focus sharpens on application-specific determinants influencing the choice between Sinusoidal Pulse Width Modulation (SPWM) and Multiple Pulse Width Modulation (MPWM). When the imperative is minimal THD and exact harmonic control, SPWM emerges as the preferred choice, despite heightened costs and technological complexity. Notably, the SPWM THD, standing at 41%, underscores its efficacy in meeting stringent output voltage waveform quality requirements. On the contrary, MPWM stands as a pragmatic and cost-effective alternative, aligning with scenarios prioritizing flexibility and cost efficiency. Rooted in simulation outcomes, this study contributes nuanced insights, aiding in informed decision-making for power electronics practitioners and researchers.

## 8 References

- [1] <https://ieeexplore.ieee.org/abstract/document/5489272>
- [2] <https://ui.adsabs.harvard.edu/abs/2020JPhCS1432a2017M/abstract>
- [3] <https://ieeexplore.ieee.org/document/9364104>
- [4] <https://ieeexplore.ieee.org/document/551167>
- [5] <https://ieeexplore.ieee.org/document/8663144>
- [6] <https://www.sciencedirect.com/science/article/abs/pii/S0005109818305739>
- [7] <https://ieeexplore.ieee.org/abstract/document/6883872>
- [8] [https://www.researchgate.net/publication/321355098\\_A\\_novel\\_nine-level\\_boost\\_inverter\\_with\\_reduced\\_structure\\_and\\_simple\\_DC\\_link\\_capacitor\\_control](https://www.researchgate.net/publication/321355098_A_novel_nine-level_boost_inverter_with_reduced_structure_and_simple_DC_link_capacitor_control)

- [9] [https://www.researchgate.net/publication/224123934\\_Microgrid\\_power\\_electronic\\_converters\\_State\\_of\\_the\\_art\\_and\\_future\\_challenges](https://www.researchgate.net/publication/224123934_Microgrid_power_electronic_converters_State_of_the_art_and_future_challenges)
- [10] <https://ieeexplore.ieee.org/document/975326>